

Child Development Test

SRS3_2020

Preface: Details of the respondent's form

This part of the questionnaire Must be filled in every time Even if the respondent refuses to answer.

Child's prefix	Child's name	Child's last name	Child's nickname	
<input type="text" value="พ. ."/> prefixda	<input type="text" value="fnameda"/>	<input type="text" value="lnameda"/>	<input type="text" value="nnameda"/>	
Weight (kg)	<input type="text" value="weightda"/> . <input type="text"/>	Height (cm)	<input type="text" value="heightda"/>	Grade level <input type="text" value="level"/>

ID card number	school
<input style="width: 100%;" type="text"/>	<input style="width: 100%;" type="text" value="sname"/>

NAME1	NAME2	DAY	MONTH	YEAR	TIME_START	TIME_END
		0 1	๗ ๘	2 5 6 1	0 8 1 5	1 4 3 0

Note Cleaner

note

for officials

TYPE	PROV	AMP	School	ROOM	children ID
<input style="width: 100%;" type="text" value="1 1"/>	<input style="width: 100%;" type="text"/>	<input style="width: 100%;" type="text"/>	<input style="width: 100%;" type="text"/>	<input style="width: 100%;" type="text"/>	<input style="width: 100%;" type="text"/>

Is the interview complete?	1- Complete (skip to the next set of questions) 3- Incomplete	complete
Reasons for incomplete interview	1- Refuse all interviews 3- Partially answered but not completely	reason

	SPA	Questionnaire Examiner		Recorder		Compare	Scanner
		1st	2nd	1st	2nd		
username							
dd/mm/yy							

Explanation

This questionnaire is used to collect information on children's development and learning during early childhood. (Children who are about to enter Grade 1)

Read all the questions to the children according to the text given.

- **Bold** text means that the interviewer will read the said text to the child by reading. The said message is complete to ensure the standardization of the information.
- **Simple text means a statement to the interviewer.** There is no need to read this part of the text to the child.

During the interview-

Motivate children by giving encouraging words, such as: I've done quite a bit. Keep trying!

Do not tell the child whether he or she answered the question correctly or incorrectly, unless there is an order written in the questionnaire.

Say thank you every time the child completes a question.

Words for greeting children-

Hello, my name is..... ,so what is your name?

Today, I have a question to ask you guys. It's a question about stories, pictures, letters and numbers.

Some games may be easy and some games may be difficult for you but you don't have to worry.

I want you to focus on doing your best and after you finished answering the questions

I will have a prize for you.

You can ask for time off at any time, if you want to stop at any time or don't want to play any game, you can tell me.

Is there anything you would like to ask me?..... If not, let's start playing the game.

A Name Writing

Materials/Equipment: 1. Blank paper/pencil/eraser (Answer sheet set 1)

advice: None

Conditions for stopping asking: If the child cannot write within 1 minute after giving the instructions or if the child takes more than 2 minutes to write, stop and say, "Let's go play another game."

(Place a blank piece of paper with a pencil/eraser in front of the child.)

Say.....I'll let you try writing your first name or nickname in Thai into the square box below

lialda16

- A1 Right (1)
 Wrong (0)
 The child doesn't know/doesn't respond. (-8)

for officials

Say.....I'll ask you to try writing your first name or nickname in English into the square box below

lialda17

- A2 Right (1)
 Wrong (0)
 The child doesn't know/doesn't respond. (-8)

for officials

B Alphabet Knowledge

Materials/Equipment: Thai alphabet picture book (set 1)
 advice: Allow children to change their answers and if the child cannot answer within 5 seconds
 ,skip to the next letter and say ...Let's take a look at this letter...

(Put up the alphabet book in front of you)

Let's say... **Next is a letter guessing game where the little one points to the first letter and tells the older one which letter he sees. What is it called?**

(Try to have the children point out each letter and continue reading down by yourself)

and keep repeating.....What is this letter?

No	Alphabet	Right (1)	Wrong (0)	Don't know/didn't answer (-8)
1B	ก lialda01			
2B	ข lialda02			
3B	ค lialda03			
4B	ด lialda04			
5B	ด lialda05			

for officials

B Alphabet Knowledge

Materials/Equipment: English alphabet picture book (set 2)
 Advice: allow children to change their answers. And if the child cannot answer within 5 seconds
 Skip to the next letter and say, ...Let's take a look at this letter...

(Put up the alphabet book in front of you)

Let's say.. **Next is a letter guessing game where the child points to the first letter and tell me the letters you see**
What is it called?

(Try to have the children point out each letter and continue reading down by yourself)

and keep repeating.....What is this letter?

No	Alphabet	Right (1)	Wrong (0)	Don't know/didn't answer (-8)
6B	R lialda06			
7B	K lialda07			
8B	T lialda08			
9B	J lialda09			
10B	V lialda10			

for officials

C Reading

Materials/Equipment: Basic word picture book (set 3)
 advice: Allow children to change their answers and if the child cannot answer within 5 seconds skip to the next question. along with saying ...Let's try this word...

(Put up the word picture book in front of you)

Let's say... **Next is a word reading game where the child points to the first word. And tell me what the words you saw read.**

(Try to have the children point out each word and read it down on their own.)

and keep repeating.....**What is the pronunciation of this word?**

No	Alphabet	Right (1)	Wrong (0)	Don't know/didn't answer (-8)
1C	ไก่ lialda11			
2C	ป่า lialda12			
3C	เพื่อน lialda13			
4C	แตงโม lialda14			
5C	จมูก lialda15			

for officials

D Receptive Spatial Vocabulary

Materials/Equipment: 1. Boxes and Dolls
 advice: Always hand the doll to the new child at the beginning of the next question.
 Conditions for stopping asking: None

(Place the cardboard box with the lid open in front of the child with the open lid facing the child and Pick up the doll and prepare it.)

Let's say.. **We are going to play a game of dolls and boxes. I want you to put the doll in the box as I told you.**

No	Dictation	Right (1)	Wrong (0)	Don't know/didn't answer (-8)
D1	Put the doll on top of the box.	lireda06		
D2	Place the doll in the box.	lireda07		
D3	Place the doll in front of the box.	lireda08		
D4	Put the doll next to the box.	lireda09		

for officials

E Listening Comprehension Story

Materials/Equipment: None
 advice: Questions are repeated if the child wishes.
 Conditions for stopping asking: None

Let me say....I have a fun story to tell you. After you listen to the story I have told you, I will have questions to ask you. so listen carefully to me. This story is called Mouse and Cat.

Once upon a time, there was a cat who always wore a red hat. Once, when he was sleeping, a mouse quietly sneaked up and stole his hat. When the cat woke up and saw that his favorite red hat was missing, he got very angry and started chasing the mouse. After a while, the mouse became trapped under the table and couldn't move away. The mouse begged the cat for its life, saying, "Please don't eat me, If you spare my life I'll give the hat back". After the cat got the hat back, he said to the mouse, "Don't you dare mess with my hat again." Then he happily went back to sleep with that hat on.

I have a question to ask you: (Read each question slowly and clearly.)

No.	Question	Child's answers
E1	Who stole the cat's hat?	lireda01tx
E2	What color is that hat?	lireda02tx
E3	Why do cats chase mice?	lireda03tx
E4	Where did the cat meet the mouse?	lireda04tx
E5	Why did the cat decide not to eat the mouse?	lireda05tx

for officials
lireda01
lireda02
lireda03
lireda04
lireda05

for officials

Code Answer 0 incorrect 1 correct -8 don't know don't answer

Correct Answer			
E1	mean	mouse	Other than mouse is considered wrong.
E2	mean	red	Other than red is considered wrong.
E3	mean	The mouse stole the	(The word "mouse" must be included. If using the local language that means thief, it is considered correct.)
E4	mean	Under the table	(The word "table" must be included. If you answer that it's a table , ask again what area of the table it is.)
E5	mean	The mouse returns it	(The word "return the hat" must be included if the subject of the sentence is replaced by it.Ask again what it means here. If the answer is correct, it is considered correct)

F Copying

Materials/Equipment: 1. Set of imitation drawing paper (Answer sheet set 2)
2. F1-F3 Scoring Criteria Manual Set
advice None
Conditions for stopping : None

(Place a copy of the drawing paper in front of the child.)

Let's say..... We'll come draw a picture. Have your child draw a picture similar to this picture. (points at the cross)

Please put it in this box. (Point to the space under the cross)

Let's say..... We'll come draw a picture. Have your child draw a picture similar to this picture. (Point at the circle)

Please put it in this box. (points to the space under the circle)




Let's say..... We'll come draw a picture. Have your child draw a picture similar to this picture. (Point at the rectangle)

Please put it in this box. (points to the space under the rectangle)

phfmdahand

Which hand does the child write with? () 1.Right hand () 3.Left hand

for officials


		
phfmda01	phfmda02	phfmda03

Scoring criteria See the D1 Scoring Guide set.

- Criteria: Cross shape**
- Two straight lines intersect at the midpoint.
 - has a direction X is greater than the + sign.
 - The length of each side is equal.

phfmda01

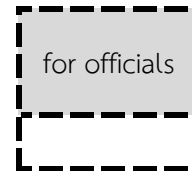
No	Picture	Complete all criteria (2)	Not complete 1 criterion (1)	Not complete more than 1 criterion (0)	The child refuses to draw (-8)
F1	Cross				



- Criteria: circle shape**
- has curves according to its shape
 - The pictures are connected together in a single line.
 - The picture has a height to width ratio of no more than 2:1.

phfmda02

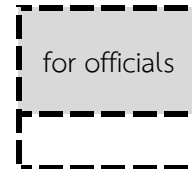
No	Picture	Complete all criteria (2)	Not complete 1 criterion (1)	Not complete more than 1 criterion (0)	The child refuses to draw (-8)
F2	Circle				



- Criteria: square shape**
- There are clearly 4 sides.
 - Each angle is 90 degrees or perpendicular to each other.
 - Each side is parallel and of equal length.

phfmda03

No	Picture	Complete all criteria (2)	Not complete 1 criterion (1)	Not complete more than 1 criterion (0)	The child refuses to draw (-8)
F3	Rectangular				



G Mental Transformation

Materials/Equipment: Set of pictures of the mind picture matching game (Set 4)

advice None

Conditions for stopping asking None

Practicing before the experiment:

(By placing a set of pictures of the mental picture matching game in front of the child) maspda00re maspda00

Say... Let's look at these two pieces (show the children that they are two clearly separated parts).

If these two pieces are joined together, We will get a picture. Which of these 4 pictures do you think you will

(Raise your hand to the 4 pictures to see what they are.)

If you can point out correctly, say:That's correct. Let's play together...

But if you point out incorrectly (Point to each part of the picture and move your fingers together. To demonstrate how they connect with each other.

Along with saying..... When we put these two pieces together we get this picture. (points to the correct picture)

Let's try playing again.

No	Order	Child's answers	
G1	(Point to two pieces, Figure G1) If the pieces are joined together, We will get a picture. Which picture do you think is created by connecting these 2 pieces? (Raise your hand to all 4 options) maspda01re		<div style="background-color: #cccccc; padding: 2px; border: 1px dashed black;">for officials</div> <div style="border: 1px dashed black; padding: 10px; text-align: center; color: red; margin-top: 10px;">maspda01</div>
G2	(Point to the two pieces, picture G2.) Which picture do you think is created by connecting these two pieces? (Raise your hand to all 4 options.) maspda02re		<div style="background-color: #cccccc; padding: 2px; border: 1px dashed black;">for officials</div> <div style="border: 1px dashed black; padding: 10px; text-align: center; color: red; margin-top: 10px;">maspda02</div>
G3	(Point to the two pieces, picture G3.) Which picture do you think is created by connecting these two pieces? (Raise your hand to all 4 options.) maspda03re		<div style="background-color: #cccccc; padding: 2px; border: 1px dashed black;">for officials</div> <div style="border: 1px dashed black; padding: 10px; text-align: center; color: red; margin-top: 10px;">maspda03</div>
G4	(Point to the two pieces, picture G4.) Which picture do you think is created by connecting these two pieces? (Raise your hand to all 4 options.) maspda04re		<div style="background-color: #cccccc; padding: 2px; border: 1px dashed black;">for officials</div> <div style="border: 1px dashed black; padding: 10px; text-align: center; color: red; margin-top: 10px;">maspda04</div>

for officials

Code Answer 0 incorrect 1 correct -8 don't know don't answer

H Producing A Set

Materials/Equipment: 1. Set of items for grouping Use 20 rocks or drinking bottle caps of the same size.

advice: If the child counts all the items or piles them up and doesn't count them, we can encourage the child by saying..and which part should I share with you?...

Always say thank you after the child completes a question or plays a game.

Conditions for stopping askiThe child cannot give 3 of your items, or the child cannot give 6 of your items, or the child cannot separate items from the pile.

(Place 20 objects in front of the child without arranging them.)

Let's say....let's play a game with these things.

No	Order	Number (pieces) of items that children separate	
H1	I'm asking for 3 pieces . Please help separate them for me.	manoda06re	for officials manoda06
H2	Take them back to the pile as before. This time, I'd like to add 6 pieces . Please help separate them for me.	manoda07re	manoda07
H3	Put them back in the same pile as before. Finally, this time, I'm asking for a lot. I'm asking for 14 pieces . Can	manoda08re	manoda08

for officials

Code Answer 0 Incorrect 1 Correct -8 Don't know Don't answer -6 Stop asking questions

I Number Comparison

Let's say... Let's play a game of comparing numbers.

No	question	children's answer	correct answer	
I1	Which is more valuable between 3 and 5?	manoda09re	5	for officials manoda09
I2	Which is more valuable between 8 and 6?	manoda10re	8	manoda10
I3	Which is lesser between 4 and 7?	manoda11re	4	manoda11

J Simple Addition

Materials/Equipment: 10 rocks or drinking bottle caps of the same size
 advice: If the child counts (one, two, three, four), ask again...**how many items do you have?** And if the child answers by holding up a finger, ask again by asking, **how many pieces do you have? Please tell me**

(Place 10 items in front of the child without arranging them.)

Say...I want to ask you about numbers. And these bottle caps may help you in case you want to use them... Please listen to questions from me.

No	question	Child's answers	Use a bottle			correct answer	for officials
			Yes	No			
J1	If your child has two water bottle caps and you give him one more water bottle cap, how many water bottle caps does he have in total?	manoda12re	mano da12 a		J1A	3	manoda12
J2	If your child has 3 water bottle caps and you give him 2 more water bottle caps, how many water bottle caps does he have in total?	manoda13re	mano da13 a		J2A	5	manoda13
J3	If your child has 4 water bottle caps and you give him 2 more water bottle caps, how many water bottle caps does he have in total?	manoda14re	mano da14 a		J3A	6	manoda14

for officials

Code Answer 0 incorrect 1 correct -8 don't know don't answer

K Number Identification

Materials/Equipment: Number Picture Book (Set 5)

advice: Allow children to change their answers. And if the child cannot answer within 5 seconds

Skip to ask for the next number. along with saying ...Let's take a look at this number...

Conditions for stopping asking: The child names the numbers in a row. Just one of them is wrong. Stop the game and skip to set I

(Put up a scrapbook of numbers in front of you)

Let's say.. **Next is a number guessing game where the child points to the first number. and tell me the numbers you**

What number is it called?

(Try to have the children point out each number. and continue reading down by yourself)

and keep repeating.....What number is this?

No	dictation	correct (1)	Incorrect (0)	Don't know/don't answer (-8)
1K	2 manoda01			
2K	7 manoda02			
3K	0 manoda03			
4K	8 manoda04			
5K	5 manoda05			

for officials

L Forward Digit Span

Materials/Equipment: Number Cards (Set 6)

advice: Show the number card for 10 seconds, then collect the number card and wait 10 seconds, then have the child tell you the number shown on the card.

Conditions for stopping asking: None

Practicing before the experiment:

Say... In this game, I have you look at each set of numbers for 10 seconds. After that, wait 10 seconds. I want you to tell me what numbers you see by saying them in order. For example, if you look at the numbers 7 8, tell your child to say 7 8

"Let's play. Show your child the numbers 4 2 for 10 seconds, then collect the card with the number and wait 10 seconds.

Then have the child tell the number shown on the card.

Wait until you answer, if you answer incorrectly Let us tell you the correct answer but if you answer correctly, say....correct...."

"Try again. Have your child look at the numbers 6 1 for 10 seconds, then collect the card with the numbers and wait 10 seconds.

Then have the child tell the number shown on the card.

Wait until you answer. If you answer incorrectly Let us tell you the correct answer. But if you answer correctly, say....correct...."

Let's start playing the game, look carefully and do your best

No	Number	Children's answers
L1	8 3	forward
L2	2 6	
L3	5 9 0	
L4	7 2 1	
L5	4 8 6 1	
L6	5 7 2 9	
L7	7 3 0 9 4	
L8	3 4 8 6 1	

for officials

exwodadigf

No	Number	Children's answers
L9	2 4 9 6 5 8	forward
L10	8 1 5 9 2 0	
L11	1 4 6 8 2 4 5	
L12	9 8 4 7 1 2 5	
L13	9 0 4 5 6 7 3 1	
L14	4 5 7 2 9 1 0 5	
L15	1 4 3 6 7 8 9 0 2	
L16	4 8 5 9 6 7 0 2 1	
L17	9 1 5 4 3 8 7 6 0 2	
L18	3 8 5 4 6 0 1 9 7 2	

for officials
exwodadigf

for officials
Code Answer 0 incorrect 1 correct -8 don't know don't answer

M Backward Digit Span

Materials/Equipment: Number Cards (Set 7)
 advice: Show the number card for 10 seconds, then collect the number card and wait 10 seconds, then have the child tell you the number shown on the card.

Practicing before the experiment:

Let's say... Let's play another number game. But this time it will be more difficult. If you let your younger sibling look at each set of numbers, You must say it backwards. For example, if you see the numbers 1 2, you must say 2 1.

Let's try playing, show number card 1 2

- If the child answers correctly, say...that's correct...
- If the child answers incorrectly, teach that the numbers are 1 2, so if you speak backwards, you must say 2 1.

Try again, show number card 5 0

- If the child answers correctly, say...that's correct...
- If the child answers incorrectly, teach that the numbers are 5 0, so if you speak backwards, you must say 0 5.

Let's start playing the game, listen carefully and do your best

